

ANNUAL REPORT

2023



Hayward Park

Explore! Connect! Play!



CITY OF
SIOUX FALLS
PARKS & RECREATION

This page intentionally left blank.

Dear Citizens of Sioux Falls,

This year was one of the busiest years I can remember in my nearly 20 years with the department. It included significant planning related to replacing our aging aquatic facilities along with significant construction activity across the park system as well as developing operational plans for these soon to open new facilities.

One of those planning projects included the replacement of the McKennan Park wading pool, our oldest pool in the park system. Ultimately, by working with the neighborhood we came up with a modernized version of a wading pool with spaces that will serve this park for another 50 years.

Our two other aging pools at Frank Olson and Kuehn took considerably more time and effort to develop concepts for the neighborhoods and the larger community to digest. Ultimately, there was strong support for indoor recreation in addition to aquatics which led to additional neighborhood meetings in early 2024 to finalize the proposed aquatics bond.


We broke ground on Jacobson Plaza at Falls Park construction progress was aided by an extremely mild winter. Unfortunately, that mild weather resulted in an extremely poor ice-skating season with only 7 operational days. The same was true with the start of phase 3 of the Downtown River Greenway adjacent to the Steel District development. It too benefited from great winter weather that allowed construction to progress at a rapid rate.

We also kept the park board and city council busy with management agreements extensions for golf course operations with the Landscapes Golf Management and Great Bear Recreation Area.

After an extended delay, we also exchanged property with the Airport Authority to clean up some legal description discrepancies on property ownership. We repealed the moratorium on the movement of ash wood in the city, due to the widespread infestation of Emerald Ash Borer across the city to expedite implementation of our Emerald Ash Borer management plan. We amended our joint powers agreement with the SD Game Fish and Park Department to facilitate their application for federal funds to expand their campus offerings to include indoor archery and building expansion. Finally, we transitioned our of our community center operations and turned the operation of those facilities back to the school district. This moves supports their new community learning center model in light of the desperate need families have for after school care across the city. We also updated our master agreement with the district to reflect operational changes since the last agreement was executed in 1999.

Many new and exciting things are in store for the park system in 2024. We will be ready for you, we hope you will be them as well!

Sincerely,



Don Kearney, Director of Parks & Recreation

The Sioux Falls Parks and Recreation Board is a seven-member board. Each member is appointed for a five-year term and is eligible for reappointment to a second consecutive five-year term. Members are appointed by the Mayor with the advice and consent of the City Council. Officers are elected from the board and include the president, vice president, and secretary. Regular meetings are held on the third Wednesday of each month, with a quorum of four board members being necessary for a meeting. Members shall not hold any elective office in the government of the city.

Duties include initiating, reviewing, and making recommendations for ordinances, policies, and rules governing the use of the city's public parks, swimming pools, and other facilities, including the golf courses.

2023 Mayor and Council Members

- Mayor Paul TenHaken
- David Barranco
- Sarah Cole
- Alex Jensen
- Rich Merkouris
- Greg Neitzert
- Marshall Selberg
- Curt Soehl
- Pat Starr
- * Incoming ** Term Concluded*

Parks and Recreation Board as of year end 2023

- | | |
|----------------|----------------|
| Jim Stavenger | President |
| Ann Nachtigal | Vice President |
| Mike Begeman | Secretary |
| Rick Weber | |
| Mick Conlin | |
| Brooke Wegener | |
| Teresa Cauwels | |

Parks and Recreation Administration

- | | |
|---------------|---------------------------------------|
| Don Kearney | Director |
| Brett Kollars | Assistant Director |
| - | Park Operations Manager |
| Jackie Nelson | Parks & Recreation Recreation Manager |
| Mike Patten | Park Planning and Projects Manager |

Parks and Recreation Mission Statement

To enhance the quality of life by providing safe and enjoyable experiences through people, programs, places, and partnerships.

Parks and Recreation Vision Statement

To provide a comprehensive mix of high-quality parks and recreation programs, facilities, and services that contribute to a quality of life that is unparalleled in the region.

Core Values

Sioux Falls Parks and Recreation is committed to this set of Core Values. These are our highest priorities, deeply held beliefs, and core fundamental driving forces. Adopting these values guides us in sustaining a thriving parks and recreation system for our community.

- **Collaboration**—We believe in cultivating partnerships to maximize the quality of the parks and recreation system.
- **Resilience**—We accomplish our goals by developing a resilient, committed workforce that can adapt and thrive.
- **Engagement**—We promote a culture of interactive participation and authentic, respectful communication.
- **Excellence**—We are passionate about the delivery of exceptional experiences in every aspect of our work to fulfill our mission and vision.
- **Continuous Improvement**—We focus on innovation to continuously improve our programs, facilities and services.



Nationally Accredited Parks and Recreation Agency

CAPRA accreditation is a distinguished mark of excellence for park and recreation agencies and is a measure of an agency's overall quality of operation, management, and service to the community. The National Recreation and Park Association research team estimates that there are approximately 14,000 parks and recreation agencies nationwide, of which 1 percent, or 192, have earned national accreditation. Sioux Falls Parks and Recreation is proud to be one of these elite agencies since 2010.

Table of Contents

Director's Message	i
Officials	ii
Overview	1
Recreation Division	2
Cultural Arts	2
Aquatics	3-4
Athletics	5
Outdoor Ice Rinks	6
Community Centers/Enlarged Gyms	7
Special Events	8
Volunteers	8
Greenway Recreation Trail	9
Park System	10-11
Park Operations	12
Partnerships	13-16
Sioux Falls Golf	13
Falls Overlook Café	13
Mary Jo Wegner Arboretum & East Sioux Falls Historic Site	14
Great Bear Recreation Park	14
Great Plains Zoo & Delbridge Museum of Natural History	14
Levitt Shell Sioux Falls	15
Falls Park Visitor Center	16
Administration	17-18
Organizational Chart	19
Park System Map	20-21

This page intentionally left blank.

Parks and Recreation Statistics	2018	2019	2020	2021	2022	2023
Park Land Acres	3,349.3	3,346	3,373.6	3,392.13	3,393.42	3452.36
Parks and Recreation Full-Time Employees	77	76	78	78	79	80
Operating Annual Budget	\$17,989,803	\$19,539,085	\$20,159,065	\$20,634,480	\$23,801,260	\$25,332,729
Capital Improvement Annual Budget	\$6,819,800	\$6,039,800	\$5,281,500	\$5,708,500	\$6,219,500	\$10,466,000
City Limits Area (Square Miles)	78.94	79.81	80.12	81.38	83.34	84.28
Population Estimate	187,200	190,750	195,850	202,600	208,900	213,891

Developed Parks	2020	2021	2022	2023
Regional Park	11	11	11	11
Community Park	14	15	15	15
Neighborhood Park	27	26	26	26
Nature Park	5	5	5	5
Plaza Park	5	5	5	5
Greenway Park	4	4	4	4
School Parks	14	15	15	15
Total Parks	80	81	81	81

Other Sites	2020	2021	2022	2023
Undeveloped Park Site	13	13	13	13
Support Site	3	3	3	3
Golf Course	3	3	3	3
Community Center	5	5	5	5 ⁺
Enlarged Gym	3	3	4	4 ⁺
Total Other	27	27	28	23

*COVID-19

**Estimate

⁺Through June 2023⁺⁺Includes Levitt in Your Living Room and Levitt in Your Neighborhood during COVID

Acres by Type	2020	2021	2022	2023
Developed Acres	2,633.2	2,644.14	2,644.31	2,647.69
Undeveloped Acres	211.1	218.72	219.84	219.84
Golf Course Acres	470.45	470.45	470.45	526.01
Support Site Acres	58.8	58.8	58.8	58.82
Total Acres	3,373.6	3,392.13	3,393.42	3,452.36

Sioux Falls Parks and Recreation Patrons	2020*	2021	2022	2023
Midco® Aquatic Center (indoor)	93,006	188,418	221,722	214,051
Aquatics (outdoor)	0 ⁺	162,079	196,633	206,661
Athletic Events	17,044	820,402	815,731	759,618
U.S.S. South Dakota Battleship Memorial	0 ⁺	11,039	9,004	8,290
Falls Park Visitor Center	99,544	186,622	166,140	184,900
Great Bear Recreation Park	44,319	48,044	49,080	69,888
Great Plains Zoo & Museum	172,111	246,753	202,746	221,000
Levitt at the Falls	286,149 ⁺⁺	350,494 ⁺⁺	106,228	102,068
Mary Jo Wagner Arboretum	1,746	1,929	8,050	7,000
Outdoor Campus	100,000 ^{**}	100,000 ^{**}	100,000 ^{**}	110,046
Butterfly House Aquarium	48,230	87,162	86,132	85,000
Community Centers and Gyms	129,557	149,355	176,555	70,900
Park Shelter Usage	72,693	83,692	92,892	81,535
Playground Programs	5,257	4,311	4,910	4,680
Outdoor Skating Rinks	10,893	7,988	9,422	10,532
Sioux Falls Golf—Rounds of Play	97,351	104,525	105,998	118,009
Special Events in Parks	58,549	155,729	189,245	178,865
Weddings on Park Property	4,852	7,658	8,911	5,388
Total Attendance	1,241,301	2,782,348	2,549,399	2,438,431

The Recreation division of Sioux Falls Parks and Recreation provides recreational and educational programs and services as well as wellness programs aimed at enriching the lives of residents of Sioux Falls and surrounding communities of all ages and abilities.

The Recreation division promotes health and wellness for all ages and abilities through the facilities it operates and program opportunities.



Tot Lot	2019	2020*	2021	2022	2023
Attendance	1,531	0	1,384	1,135	1,285
Number of Locations	2	0	2	2	2

Summer Playground Program	2019	2020*	2021	2022	2023
Attendance	7,490	5,257	4,311	4,910	4,680
Number of Locations	15	25	12	12	12

Mobile Recreation Unit	2020	2021	2022	2023
Attendance	-	-	1,664	5,884
Number of Stops	-	-	60	75

Theater in the Parks	2019	2020*	2021	2022	2023
Attendance	2,109	-	2,037	1,903	1,222
Rain Dates	0	-	0	1	1
Performances	15	-	15	14	10

Storyland Children's Theatre	2019	2020*	2021	2022	2023
Attendance	12,695	4,181**	12,115	11,019	8,097
Rain Dates	7	-	1	3	1
Performances	24	16	31	29	25

*COVID-19
 **4 weeks—typically 8

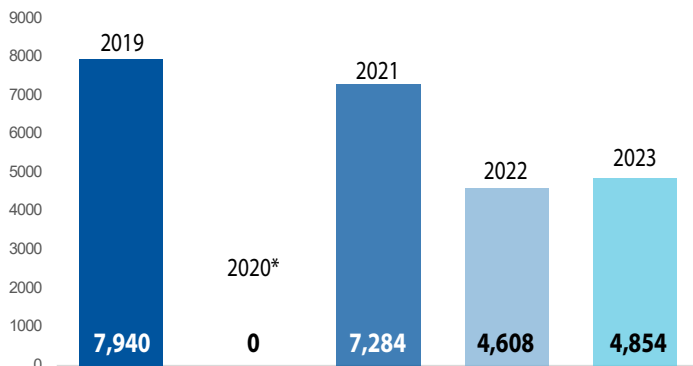
Mondays at McKennan	2019	2020*	2021	2022	2023
Attendance	5,415	4,850	4,892	6,763	4,675
Rain Dates	0	0	1	1	0
Performances	8	7	7	7	8

Outdoor Swimming Lessons	2019	2020*	2021	2022	2023
Enrollment	1,335	0	1,316	1,207	1,615
Total Classes Available	170	0	170	170	170
Lesson Revenue	\$23,717	0	\$23,215	\$21,163	\$28,161

Indoor Swimming Lessons	2019	2020*	2021	2022	2023
Enrollment	1,452	383**	1,071	1,106	1,062
Total Classes Available	196	83**	196	196	165
Lesson Revenue	\$61,305	\$15,844**	\$58,153	\$60,798	\$47,790

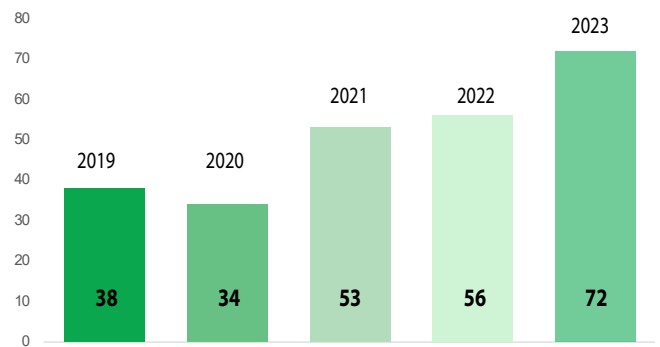
Pool Attendance	2019	2020*	2021	2022	2023
Midco® Aquatic Center	204,692	93,006	188,418	221,722	214,051
Drake Springs Family Aquatic Center	47,898	0	55,615	35,395	49,385
Frank Olson Pool	16,627	0	Closed	17,582	17,644
Hayward Spray Park	—	0	—	—	—
Kuehn Pool	25,942	0	18,921	26,538	27,201
Laurel Oak Family Aquatic Center	36,723	0	40,993	46,043	43,938
McKenna Wading Pool	14,223	0	Closed	25,539	24,184
Pioneer Spray Park	—	0	—	—	—
Terrace Park Family Aquatic Center	40,654	0	45,226	45,536	44,309
Total	386,759	93,006	350,497	418,355	420,712

Swim Pass Sales (By Year)



Summer Passes

*COVID-19

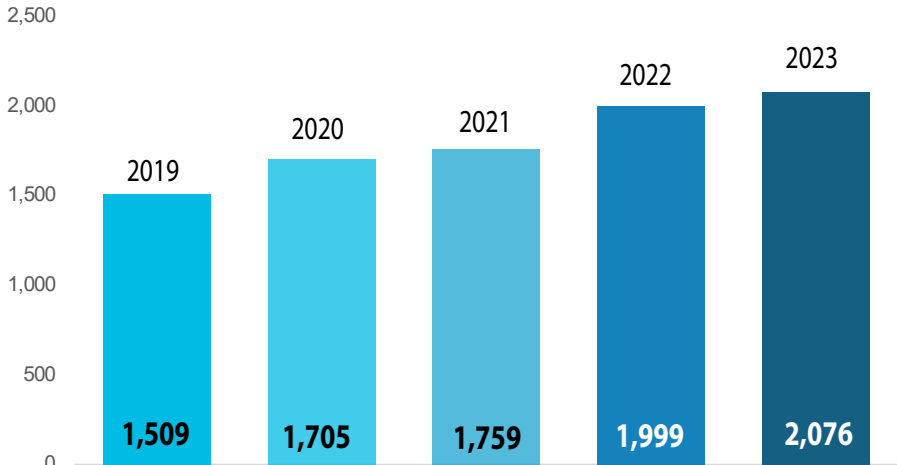


Fall/Winter/Spring Passes

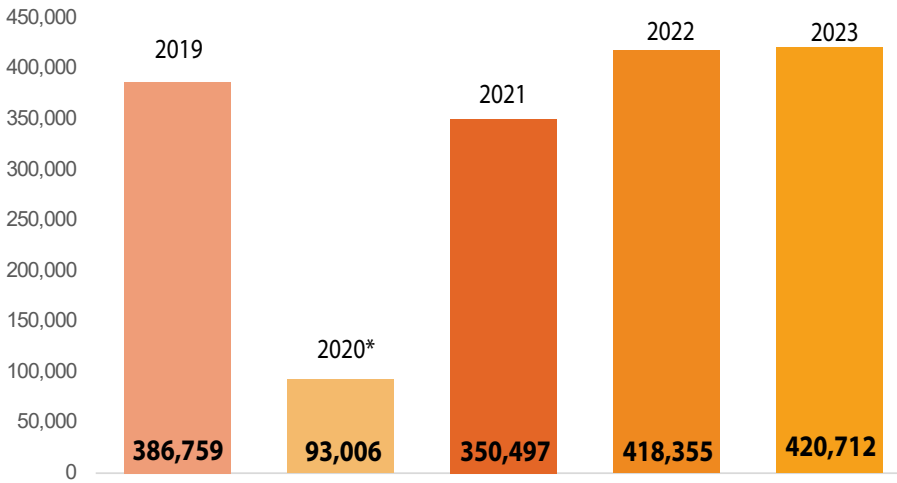
*Pass structure change

*COVID-19

**Winter & Fall sessions only due to COVID-19.



Annual Passes



Pool Attendance Totals Per Year

*COVID-19



7,102
Total Swim Passes Sold
(2023)

Athletic Partners Participants	2019	2020*	2021	2022	2023
Adult Soccer	811	626	480	542	572
Adult Softball	4,260	3,931	4,155	4,000	3,705
Amateur Baseball	50	0	0	15	25
Lacrosse	116	125	176	137	199
Rugby	400	0	25	25	55
Swim Teams	399	206	361	636	308
Tennis	1,114	1,125	1,496	1,500	1,688
Ultimate Frisbee	115	0	93	108	128
Youth Baseball	3,341	2,290	3,800	3,261	2,061
Youth Football	2,935	1,762	1,932	2,226	2,304
Youth Soccer	5,000	2,558	4,890	5,427	5,020
Youth Softball	3,709	1,655	2,954	2,558	2,415
Total Participants	22,250	14,278	23,625	20,435	18,480

Program participation only, does not include tournaments.

*COVID-19



Participants of Athletic Programs Offered by Parks and Recreation	2019	2020*	2021	2022	2023
Adult Basketball	860	750	850	900	830
Adult Kickball	612	0	432	540	342
Adult Sand Volleyball	536	248	384	504	536
Adult Winter Volleyball	1,824	1,768	1,896	2,056	2,128
Track	2,211	0	1,414	1,808	1,315
Youth Triathlon	172	0	139	127	101
Total Participants	6,215	2,766	5,114	5,935	5,252

*COVID-19



Outdoor Ice Skating	2018/19	2019/20	2020/21	2021/22	2022/23
Total Skate Days	60	58	38	40	53

10,532

Ice Skating Attendance*

53

Number of Ice Skating Days

- ◆ 2 Outdoor Hockey Rinks
- ◆ 6 Outdoor Ice Skating Rinks

Rink Attendance	2018/19	2019/20	2020/21	2021/22	2022/23
Campus	849	957	424	471	572
Frank Olson	632	926	452	743	692
McKenna	1,238	1,755	1,225	1,451	1,904
Memorial*	2,010	3,654	2,375	2,819	3,074
Sherman*	1,269	1,802	550	1,063	1,206
Tuthill	2,299	2,756	2,962	2,875	3,084
Total	8,297	10,893	7,988	9,422	10,532

*Hockey rink location



Community Center & Enlarged Gym Attendance	2019	2020*	2021	2022	2023+
Kenny Anderson Community Center	32,853	20,569	26,434	30,950	15,685
Kuehn Community Center	32,251	24,595	26,845	31,308	17,460
MariCar Community Center	23,935	16,240	20,485	25,258	13,428
Morningside Community Center	60,638	38,109	43,843	54,635	16,380
Oyate Community Center	26,624	17,043	18,324	20,609	11,430
Laura Wilder Enlarged Gym	5,602	4,285	3,606	4,106	2,398
Memorial Enlarged Gym Middle School**	2,195	1,669	1,615	1,618	2,602
Terry Redlin Enlarged Gym	4,477	3,625	4,884	4,742	5,504
Fred Assam Enlarged Gym	4,053	3,422	3,359	3,329	2,833
Total Attendance	192,628	129,557	149,355	176,555	70,900

*COVID-19

**Used only for league play

+ January-May transitioned back to the SFSD

Top Special Events Based on Attendance

Sioux Falls Parks and Recreation plays a major role in the success of some of the city’s best known events. The department is primarily responsible for facility and park rentals, and assists event organizers in navigating the City’s special events application and permitting process. The public reserves Parks and Recreation facilities for family celebrations, sports activities, classes, corporate functions, and leisure activities.

A special event application is required for events or activities that are open to the public, held outdoors on public property, a City street, downtown, or in a City park. An application must be received no later than 60 days before a proposed event. Our goal is to assist the event planners in coordinating the services needed from the City of Sioux Falls to ensure the event is safe and successful.

- | | | |
|-----------------------------|------------------------------------|---------------------------------|
| Avera Race | GermanFest | Riverfest |
| Cinco de Mayo | Innoskate | Sidewalk Arts Festival |
| Festival of Bands | Parade of Lights | St. Patrick’s Day Parade |
| Festival of Cultures | Pride Festival & Parade | |

Citywide Special Events	2019	2020*	2021	2022	2023
Event Applications Processed	111	89	115	132	111
Estimated Attendance	294,686	58,549	155,729	189,245	178,865
Number of Parks Utilized as Host Site	86	26	75	99	84
Number of Days—Lighting of the Falls			32 days rented	13 days rented	15 days rented

*COVID-19

Sioux Falls Parks and Recreation thanks the countless individuals and the many groups, organizations, and businesses that support us in meeting our mission—to contribute time, talents, and resources to enhance City of Sioux Falls Parks and Recreation, programs, parks, and facilities. Through the City’s values, we work hard to achieve the vision our citizens set for us, working in partnerships based on safety, teamwork, innovation, character, and respect. The City of Sioux Falls has one of the best park systems in the country, and our volunteers are a big reason why. This is especially true of this past couple of years, saving the department over \$80,000 in labor costs in 2021 alone. Although the numbers are impressive, they do not fully represent what volunteers help us accomplish. Volunteers play an important role in helping us stay connected to the community and the people we serve. We value the skills, input, and passion volunteers bring to Sioux Falls Parks and Recreation, and consider ourselves lucky to work with such amazing people.




Volunteers	2019	2020*	2021	2022	2023
Number of Volunteers	1,207	514	1,901	1,465	1,606
Number of Volunteer Hours	2,821.00	779.25	3,746	2,926	4,126
Volunteer \$ Value	\$58,400.61	\$16,598.23	\$80,268.88	\$76,355.00	\$111,795.26

*COVID-19

Greenway Recreation Trail Main Loop		Section Miles
Falls Park to Tenth Street		.89
Tenth Street to Cliff Avenue Bridge at 13th Street		.63
Cliff Avenue Bridge to 18th Street Bridge		.93
18th Street Bridge to 26th Street		.68
26th Street to Cliff Avenue Bridge to Minnesota Avenue Bridge		1.87
Cliff Avenue Bridge to Minnesota Avenue Bridge		1.31
Minnesota Avenue Bridge to Western Avenue Bridge		1.26
Western Avenue Bridge to 41st Street Bridge		1.36
41st Street Bridge to Golf Course Bridge		1.42
Golf Course Bridge to 12th Street		.70
12th Street to Madison Avenue		1.05
Madison Avenue to Russell Street		.50
Russell Street to Maple Street Bridge		.49
Maple Street Bridge to Minnesota Avenue		3.15
Minnesota Avenue to Falls Park		2.89
Total Main Trail Loop Miles		19.13

Paved Trails	
Main Loop	19.13
Falls Park to Lien Park	1.25
Beadle Greenway	1.30
Pasley Park Entrance to 49th Street	1.54
Diamond Creek Trail Spur	0.50
57th Street to RR Bridge	0.43
Oxbow Greenway	0.43
Dunham/Legacy Spur (west bank)	4.80
Cherry Creek Trail Corridor (Skunk Creek)	1.25
Veterans Parkway Trail	4.22
Total Recreation Trail Miles	36.87



Park Access Points			
Sherman Park Trail Access	0.31	Riverdale Park Trail Access	0.39
Elmen Trailhead Access	0.30	26th Street Trail Access	0.05
Elmwood Park Trail Access	0.10	Pasley Park Trail Access	0.05
10th Street Trail Access	0.19	Spencer Park Trail Access	0.21
Cherry Rock Trail Access	0.11	Tomar Park Trail Access	0.22
18th Street Trail Access	0.09	Subtotal (Miles)	2.02

Outdoor Basketball Courts	No.
Bakker Park	1
Beadle Greenway Park	1
Bryant Park	1
Dan Dugan Park	1
Dunham Park	1
Emerson Park	1
Fred Dawley Park	1
Galway Park	0.5
Glenview Park	1
Granite Valley Park	0.5
Hayward Park	2
Heritage Park	1
Jefferson Park	0.5
Kenny Anderson Park	2
Kuehn Park	2
Lacey Park	1
Laurel Oaks Park	2
Lewis Park	1
Linwood Park	1
Lions Centennial Park	1
Majestic Meadows	2
Marion Park	1
McKenna Park	0.5
Meldrum Park	1
Memorial Park	1
Menlo	0.5
Morningside Park	1.5
Pioneer Park	1
Platinum Valley Park	2
Prairie Meadows Park	2
Prairie Trail Park	1
Riverdale Park	1
Southern Vistas Park	2
Spellerberg Park	0.5
Terrace Park	1.5
Thelin Park	1
Town One Park	1
Whispering Woods South Park	2
Whittier Park	0.5
Willow Ridge Park	2
Total	47.5

Indoor Basketball Courts	No.
Fred Assam Enlarged Gym	2
Kenny Anderson Community Center	2
Kuehn Community Center	2
Laura Wilder Enlarged Gym (Through June 2023)	2
MariCar Community Center	2
Morningside Community Center	2
Oyate Community Center	2
Terry Redlin Enlarged Gym (Through June 2023)	2
Total	18

Indoor Volleyball Courts	No.
Fred Assam Enlarged Gym	3
Kenny Anderson Community Center	3
Kuehn Community Center	3
Laura Wilder Enlarged Gym (Through June 2023)	3
MariCar Community Center	3
Memorial Middle School	3
Morningside Community Center	3
Oyate Community Center	3
Terry Redlin Enlarged Gym (Through June 2023)	3
Total	29

Pickleball Courts	No.
Riverdale Park	6
Menlo Park	6
Total	12

Tennis Courts	No.	Type
Frank Olson Park	3	Asphalt
Kuehn Park	8	Concrete
Laurel Oak Park	10*	Concrete
Lewis Park	2	Concrete
McKenna Park	8	Concrete
Pioneer Park	1	Concrete
Spellerberg Park	2	Concrete
Terrace Park	2	Concrete
Tomar Park	12	Concrete
Total	48	

*2 regulation courts/8 quick-start courts

Sand Volleyball Courts	No.	Type
Cherry Rock Park	4	League/Picnic
Dunham Park	1	Picnic
Elmwood Park	1	Picnic
Kuehn Park	1	Picnic
Lewis Park	1	Picnic
Riverdale Park	4*	League/Picnic
Spellerberg Park	1	Picnic
Terrace Park	2	Picnic
Total	15	

*6 pickleball courts are also available.

Softball Fields	No.	Age	Type
Burnside Park	3	Youth/Adult	Slow-Pitch
Dunham Park	20	Youth	Fast-Pitch
Frank Olson Park	11	Youth	Fast-Pitch
Harmodon Park	8	Adult	Slow-Pitch
Jefferson Park	1	Youth	Fast-Pitch/Slow-Pitch
Kenny Anderson Park	4	Adult	Slow-Pitch
Kuehn Park	2	Youth/Adult	Slow-Pitch
McCarr Park	10	Youth	Slow-Pitch
Morningside Park	2	Youth	Fast-Pitch
Sherman Park	9	Adult	Fast-Pitch/Slow-Pitch
St. Lambert Fields	2	Youth	Fast-Pitch
Total	70		

Soccer Fields	No.	Age
Farm Field	1	Youth/Adult
Lions Centennial Park	12	Youth
Kenny Anderson Park	2	Youth/Adult
Memorial Park	2	Youth/Adult
Sherman Park	1	Youth/Adult
Spencer Park	12	Youth
Tomar Park	10	Youth/Adult
Yankton Trail Park	21	Youth/Adult
Total	61	

*All soccer fields can accommodate spring and fall league play.

Multi-Use Sports Fields	No.
Sanford Sports Complex	10
Riverdale	4
Total	14

Baseball Fields	No.	Age
Cherry Rock Park	2	Youth
Elmwood Park	6	Youth
Harmodon Park	7	Youth/Adult
Pasley Park	7	Youth
Terrace Park	9	Youth
Kuehn Park	2	Youth
Total	35	



Other City Property Maintenance



Other City Property consists of City Owned Lots, Right-of Way areas, Drainage Ways and Detention ponds. The combined acreage of these 679 separate locations is around 1,864 acres. All of these locations are throughout the 75 plus square miles of the City of Sioux Falls. Maintenance consists of mowing up to a 12-foot buffer where accessible once every 7 to 10 days and multiple spot sprayings for noxious weeds throughout the growing season. In the fall they do a complete spraying of the property as weather allows on each location. This crew is customary to gaining new properties each year and on average they will receive around 20-30 acres.

City crews also maintain all landscaped medians within the city which currently stands at over 26 miles. This consists of around 29 plus acres of turf grass and 8 plus acres of landscaped planting beds. These landscaped beds have well over 27,000 different varieties of plants and shrubs. Maintenance consists of mowing all 149 locations twice a week during the growing season along with plant, shrub, and tree care year-round. 89 of these locations have an irrigation system and crews monitor these systems to make sure they are running as programmed and are consistently looking for ways to help reduce maintenance costs and unneeded water consumption. As the city grows and streets are re-done landscaped medians have become more and more popular with the citizens of Sioux Falls.

Forestry Report	2019	2020	2021	2022	2023
Removal of Diseased/Dead Trees—Street Trees	233	141	129	109	132
Removal of Diseased/Dead Trees—Private Trees	125	179	275	216	282
EAB Ash Tree Removal from Parks	458	550	425	270	100
EAB Street Tree Removals	1,947	2,523	2,349	2,114	2,224
Permits Issued for the Removal of Street Trees	41	42	88	57	36
Emergency Tree Removals	29	78	136	307	29
Arborist Licenses—City Licensing Program	65	78	75	74	81

Park Plantings	2019	2020	2021	2022	2023
Trees and Shrubs Planted	197 in 17 parks	522 in 36 parks	430 in 20 parks	445 in 18 parks	645 in 23 parks & 13 other city properties
Annual Flowers Planted	20,670	5,764	15,415	20,404	25,000
Perennial Flowers Planted	859	1,339	1,208	1,512	2,200

Nuisance Trees	2019	2020	2021	2022	2023
Complaints	168	172	185	102	228
In Violation	139	136	168	85	105
Trimmed by City	9	7	21	0	0

Project T.R.I.M.	2019	2020	2021	2022	2023
Properties Surveyed (thousands)	11.9	13.2	10.0	9950	12,810
Properties Needing Trimming (thousands)	3.0	3.4	2.5	2.2	2.3
Trimmed by City	126	111	146	120	308

Sioux Falls Golf

In January 2018, the City of Sioux Falls partnered with Landscapes Golf Management to operate the three public City courses that include Elmwood, Prairie Green, and Kuehn Park. The fifth season of this agreement continued to bring new players to the game both young and old. The City courses saw record growth in season passes, rounds played, and customer satisfaction ratings. These results earned LGM a five year extension to continue managing the City courses through 2027. Elmwood is the only 27-hole golf course in Sioux Falls and received a multi-million-dollar renovation in 2018 to give this historic course a more modern look. In 2022, *Golf Week Magazine* named Prairie Green the third best public course in the state (Second in 2021). Kuehn Park is the area's only public executive course featuring a fast and fun par 30 track that is perfect for all skill levels. Sioux Falls Golf also provides year-round activities by hosting nearly 80 group outings, hundreds of lessons, numerous fun events, and around 50 banquet parties throughout the year. For more information, visit SiouxFallsGolf.com.



Falls Overlook Cafe

The quartzite building standing on the east bank of the Falls of the Big Sioux River is the Sioux Falls Light and Power Company building, completed in 1908. The building housed three 500-kilowatt hydroelectric generators and used the dam and the millrace from the Queen Bee Mill. In subsequent years, the plant added additional coal-fired steam generators. The plant was abandoned in 1974 and donated to the City in 1977. Before remodeling took place to create the Falls Overlook Cafe, the building was in similar condition as when it was first constructed. The Falls Overlook Cafe serves a variety of family-friendly foods, farm-fresh ice cream, beverages and snacks. Reservations are available for private events, which can be booked year round. Guests can enjoy dining inside and outside with a view of the falls. Historic exhibits are displayed inside the building. In addition, the Cafe has other Sioux Falls and South Dakota merchandise available for purchase. Other special events are scheduled throughout the year, including wine-tasting dinners, the Winter Wonderland kick-off celebration, and live music events throughout the spring-fall seasons. The Falls Overlook Cafe opened in 2005 and is operated under a management agreement between the City of Sioux Falls and Stensland Enterprises, Inc.



Mary Jo Wegner Arboretum

The City has an agreement with the Wegner Arboretum Society to manage the 145-acre site. The Mary Jo Wegner Arboretum and East Sioux Falls historic site is an accredited arboretum featuring colorful gardens, wetlands, natural plants, and nature trails. The City performs all grounds maintenance and building repair and maintenance. The society provides year-round activities, including group outings, picnics, site tours, weddings, education classes, and facility rentals. 2022 brought 56 rentals with an estimated total attendance of 7,400 people. In addition, there were 650 entries in the guest book compared to 215 last year representing 26 states. Frosty Frolics was hosted in January in cooperation with Sioux Falls Parks and Recreation. Snowshoes were offered to snow enthusiasts for their snowshoeing enjoyment on well-marked trails. Well over 100 people attended this free event. To learn more about the Mary Jo Wegner Arboretum, visit maryjowegnerarboretum.com.



Great Bear Recreation

Great Bear offers more than 220 acres of unlimited year-round fun and excitement just minutes away from downtown Sioux Falls. As the largest park in the Sioux Falls Parks & Recreation department, Great Bear features winter sports activities for the whole family. The park is home to 14 downhill trails, a terrain park, the Kirby Family Tubing Park, and cross country and snow shoeing trails that provide fun and excitement for all skill levels. During the summer months, Great Bear provides the perfect setting for hiking, jogging, bird watching or enjoying a picnic on our four-mile trail system. Our location also provides the perfect setting for outdoor weddings, corporate retreats, family reunions, and other private parties.



Great Plains Zoo & Delbridge Museum of Natural History

The Great Plains Zoo & Delbridge Museum of Natural History is owned and operated through a partnership between the City of Sioux Falls and the Sioux Falls Zoo & Aquarium Board of Directors (SFZA). The City of Sioux Falls owns the infrastructure, land, and all assets associated with the zoo and museum and maintains the grounds in and around the facility. SFZA operates the zoo, which includes animal care and wellness, animal habitats, education programming. SFZA maintains the grounds within the exhibit. SFZA is a nonprofit 501c3 organization dedicated to furthering the mission and development of the Great Plains Zoo & Butterfly House and Aquarium. The Great Plains Zoo is accredited by the Association of Zoos & Aquariums (AZA) and features over 600 animals representing 127 species. The 45-acre park offers a quality zoo experience fostering appreciation for the natural world while also offering fun activities including our Savannah Express Train and Sanford Family Carousel. Come and see our recently renovated black bear and brown bear exhibits,

award winning snow monkey habitat, or visit our rare rRhinos exhibit featuring the endangered black rhinoceros and learn how Great Plains Zoo works with conservation efforts in Namibia to save this amazing animal from extinction. The zoo also includes the Delbridge Museum of Natural History, a one-in-the-world collection of 150 mounted animals including 38 "vanishing species." To learn more about the Great Plains Zoo & Delbridge Museum of Natural History, visit greatzoo.org.



Levitt at the Falls

Levitt at the Falls, a non-profit organization, aims to build community through music by offering a welcoming and inclusive destination for people of all ages and backgrounds. Centered at the Levitt Shell Sioux Falls in downtown's Falls Park West, this outdoor venue hosts a diverse array of high-caliber talent and cultural programming. Each summer, the Levitt presents a season of 50 free concerts, featuring acclaimed artists across a broad spectrum of music genres, fostering social interactions and ensuring access to professional performing arts for everyone.

The 2023 Levitt season attracted over 102,000 audience members through 50 free concerts, Levitt In Your Neighborhood community outreach, and partner community festival events. Additionally, 58,000 community members enjoyed Levitt concerts online via livestreaming with SD Public Broadcasting. New festival collaborations in 2023 included a partnership with the LSS Multi-Cultural Center to host the annual Festival of Cultures, a partnership with the City of Sioux Falls for the Independence Day celebration, African Music Day at the Levitt in collaboration with the local Kunama Community, and the All My Relatives Festival, a two-day celebration of Native American arts and culture offered in partnership with the Wokini Initiative of SDSU. The Levitt also hosted a one-week artist residency with GRAMMY-nominated hip-hop family artist Pierce Freelon in partnership with Augustana University and the Juneteenth Festival. To learn more about Levitt at the Falls, visit levittsiouxfalls.org.



Falls Park Visitor Center

The City of Sioux Falls/Parks and Recreation Department contracts with Experience Sioux Falls (ESF) to manage the Falls Park Visitor Information Center (VIC). The VIC sits at the north end of the 128-acre park. The City's Parks and Recreation Department is responsible for care of all ground maintenance, building repair, and general upkeep of the area. ESF is responsible for all hiring, training and inventory, and management of the VIC. Since opening the VIC in 2000, it has become the information hub for the thousands of visitors that choose to visit our city. In 2023, the VIC was able to track 184,900 guests from 50 states and 49 foreign countries. Each year thousands of locals and visitors alike flock to the park during winter months as well. ESF is very appreciative of the partnership with the Parks and Recreation Department and thanks them for all they do to keep our parks so beautiful and welcoming to visitors. To learn more about the Falls Park Visitor Information Center, visit [experiencesiouxfalls.com](https://www.experiencesiouxfalls.com), or stop in and visit the Center in person.



ADMINISTRATION SUMMARY FOR 2023

The Parks and Recreation Administration office at 231 North Dakota Avenue is the headquarters for Park Operations, Recreation, Park Planning & Projects, and Administrative personnel. The department has 81 full-time employees.

Park Operations includes park maintenance, forestry, other City properties maintenance, and central services. Light mechanical repairs to equipment, scheduling of specialized maintenance equipment, distribution of supplies, and carpentry work are all functions completed by this team. Forestry crews perform tree trimming and removal throughout the park system and enforce the street tree ordinance and non-parkland management, including downtown trees, boulevards, drainage ways, and other City owned properties. The city is divided into four park districts, each having a District Supervisor who is accompanied by Park Caretakers (assigned as crew leaders) and Park Technicians who assist with daily maintenance of the neighborhood and community parks located within their district boundary. Park Operations are supported by six other report-to-work locations (remote park shops) across the park system.

Recreation Division oversees the Midco® Aquatic Center, six ice rinks, five outdoor pools, one wading pool, an enlarged gym, athletic programs, leagues, classes, programs, camps, fitness opportunities, theater, special event coordination, volunteer involvement, outreach and concerts. The division consists of a Recreation Manager, four Recreation Program Coordinators, and six Recreation Program Specialists.

Park Planning & Projects Division directs the implementation of the Parks and Recreation System Plan for parks and facilities through planning, budgeting, staffing, coordination of property acquisition, design, project management, and development of all city parks, trails, greenways, athletic fields, landscape and streetscape elements, park buildings and other facilities. The division also leads the capital improvement Program (CIP) for the department. The Division consists of a Park Planning and Projects Manager and two Park Development Specialists.

The Administrative Division oversees strategic planning, third party agreements and contracts, customer experience, and team member engagement. The Division consists of an Assistant Director, Logistic Specialist, and two City Services Technicians who provide resident and visitor support as well as assist with internal department needs.

ADMINISTRATION HIGHLIGHTS FOR 2023

The following cyclic programs were updated to help in planning for future capital projects and maintenance:

- Park Roads and Lots Maintenance Program
- Play Court Cyclic Maintenance Program
- Bike Trail Maintenance Program
- Internal Park Trail Maintenance Program
- Play Structure Maintenance Program
- 2023 - 2027 CIP was approved by Park Board and presented to the Mayor and City Council for approval.
- Negotiated and completed the Jacobson Plaza gifting agreement. The plaza will include the first refrigerated ice-skating ribbon in the park system at Falls Park. Other improvements include an all-inclusive playground, dog park, and support facilities.
- Completed construction of the first 1.4 miles of the Cherry Creek bike trail corridor in northwest Sioux Falls.
- Substantially completed construction of the Hayward Park Master Plan improvements. This included a splash pad, restroom, dog park, playground, walking loop and associated improvements.
- Completed construction of the Tomar Park Tennis Complex. The complex is a 12-court facility with court lighting, shade structures, and associated improvements. The project was fully funded by the SF Tennis Association.
- Completed design of the Zoo African Exhibit expansion. This project will welcome back the lions to the Zoo and enhance the exhibit area for the meerkats.
- Continued the design and coordination of the Downtown River Greenway with the surrounding developments. Completed the majority of the federal permitting of the proposed improvements.
- Negotiated and completed the Barb Iverson Skatepark gifting agreement. The improvements will include a modern concrete and steel skatepark with bowls, grind rails, steps and other skating features.

SPONSORSHIPS

- **First Premier Bank, and First Premier Bankcard** – Sponsorship of Glice Rink

PARTNERSHIP AGREEMENTS

- **Ballfield and Outdoor Aquatics Concessions Agreement & Extension**—Stensland Enterprises to operate concessions at Sherman, Harmodon, and Pasley ballfields and Terrace Park, Laurel Oak, and Drake Springs Aquatic Centers through December 31, 2025.
- **Sioux Empire Baseball Association (SEBA) Advertising Agreement Extension**—SEBA may sell advertising at the baseball complex in Harmodon Park and retain a portion of the income from the sales to be used to offset costs associated with providing youth baseball through December 31, 2027.

GIFTING AGREEMENTS

- **Conditional Gifting and Naming Agreement** For a Future Cash Gift for the Development of Nelson Park

USAGE/LEASE AGREEMENTS

- **Sioux Falls School District Usage Agreement**
- **Sioux Falls Regional Airport** - Property Exchange
- **South Dakota High School Activities Association Agreement** for Use of Tennis Courts for State Tennis Tournaments
- **Farmer’s Market** - Amended Usage Boundaries

MANAGEMENT AGREEMENTS

- **Great Bear Recreation Park** - Extension of Management Agreement for Operation of Great Bear Recreation Park







CITY OF
SIOUX FALLS
PARKS & RECREATION